

Updates to the Containers Watchlist

Version 2.5

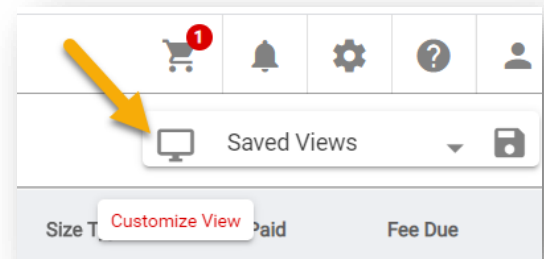


The containers watchlist will now feature containers that can be watched at the company level as well as at the user level.

New Feature: When any user in the company creates an appointment or pre-advice, those containers will be visible to all the users in the company on their containers watchlist. While company containers cannot be deleted from your containers watchlist, you may set up a custom view of the watchlist that does not contain the company-level containers.

To create a custom view of the containers watchlist without company-level containers:

Select the **custom view icon**

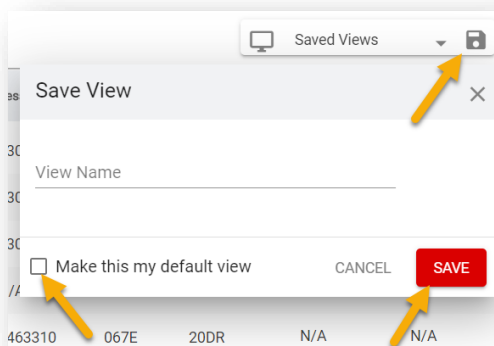
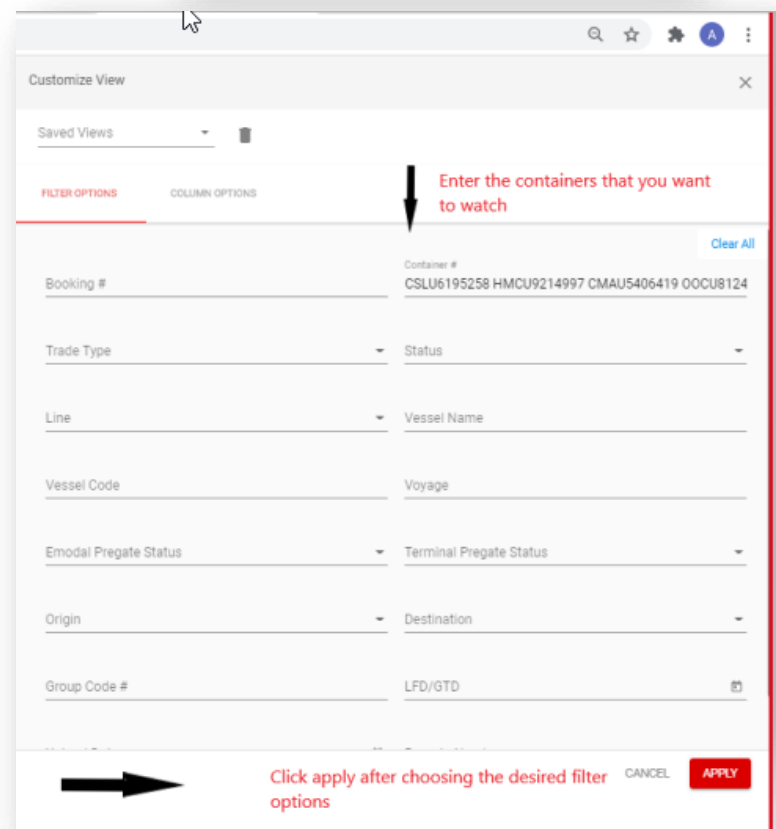


Enter the containers you wish to watch.

Select **Apply**. You will return to the watchlist screen.

Click **Save** on the customize view (floppy disk icon). The save dialog will be presented. Provide a name of the view to save for future reference.

If desired, set the saved view as the default view by clicking the check box in the save view dialog box.



Note: Currently there is no way to differentiate between the containers that are added as part of the company watchlist vs containers added by the user.