



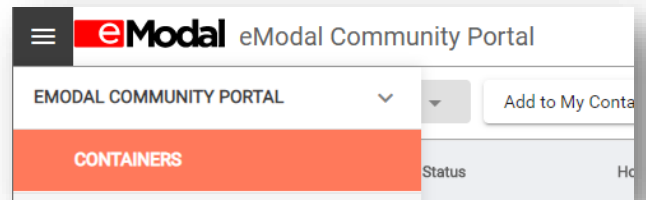
Advent **eModal**[®]

eModal Community Portal

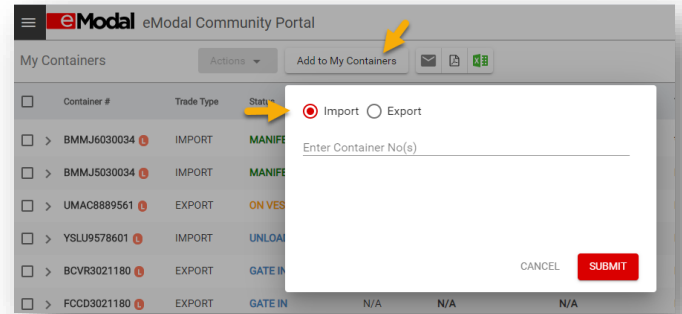
What's New

2.0 Release Notes
Version date: October 2020

Containers Watchlist



The Import Container screen is now known as **My Containers**.

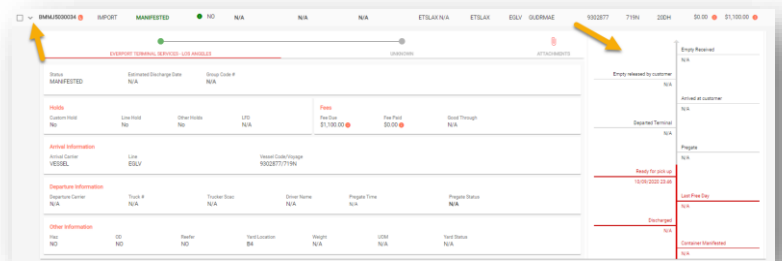


You will now be able to add **Import, Export** containers in My Containers screen.

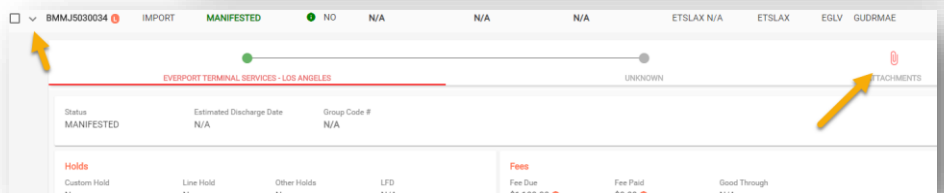
My Containers now have **additional columns** displayed such as - Trade Type, Origin, Destination, Vessel Name, Voyage, Fee Paid, Fee Due, Last Updated, Line Hold, Custom Hold, Unload date.

Container #	Trade Type	Status	Holds	Program Ticket	Unload Program Status	Terminal Program Status	Origin	Destination	Current Line	Line	Vessel Name	Vessel Code	Voyage	Ship Type
BMMJ5030034	IMPORT	MANIFESTED	NO	N/A	N/A	N/A	ETSLAX	N/A	ETSLAX	EGLV	GUORMAE	902877	719N	200H
BMMJ5030034	IMPORT	MANIFESTED	NO	N/A	N/A	N/A	ETSLAX	N/A	ETSLAX	EGLV	GUORMAE	902877	719N	200H
UMAC8889561	EXPORT	ON VESSEL	N/A	N/A	N/A	N/A	ETSLAX	ETSLAX	ETSLAX	KKLU	EVERRACE	108810	0530N	200H

Container information and Lifecycle are displayed on clicking the expand icon next to Container #. The timeline representation of the container journey is now displayed in container details.



You are now able to **attach** supporting documents/images to the container from the container details section.



You will be able to **view/pay fees** for the container by clicking on the orange (i) icon next to Fees Due and then the Pay Now button.

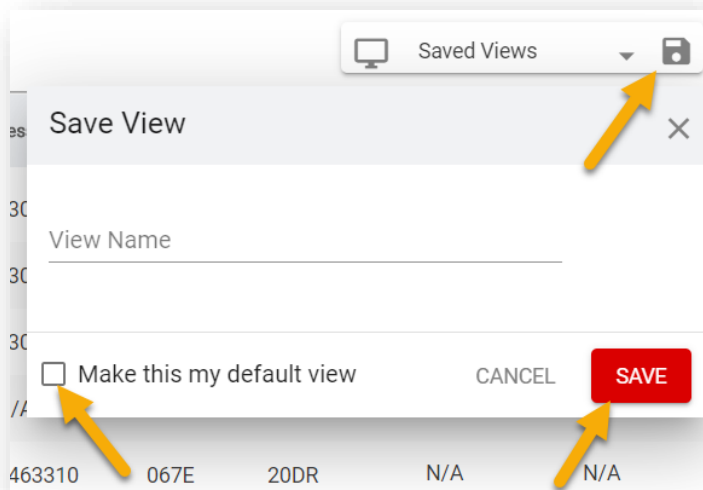
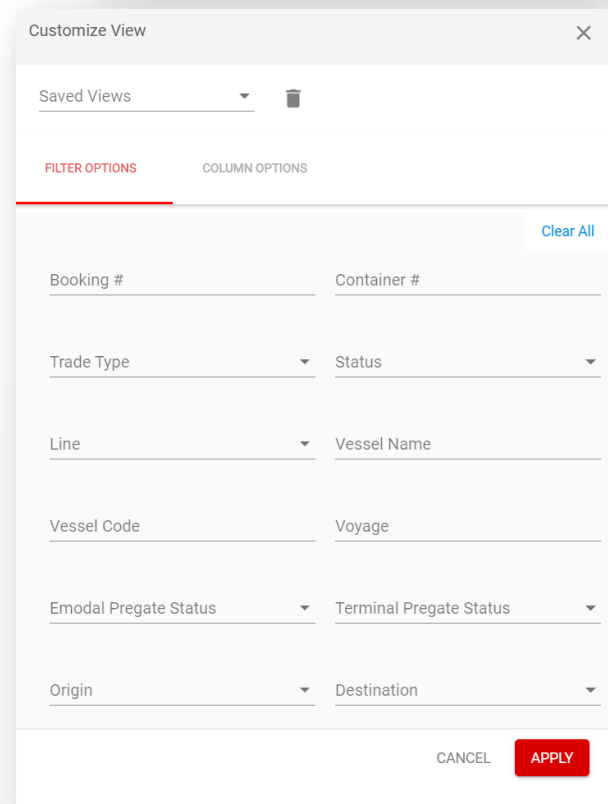
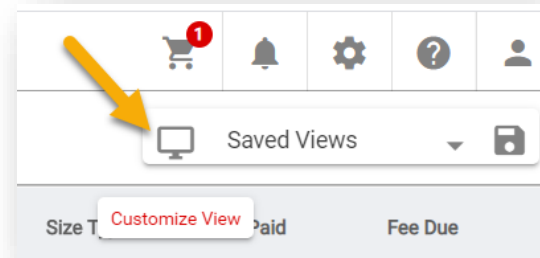
I Code	Voyage	Size Type	Fee Paid	Fee Due
	N/A	40DH	N/A	N/A
279	075W	40RH	\$300.00	\$0.00

Customized View and Ability to Save a View

You can now perform an Advance Search on containers based on different criteria.

Using the search functionality you can:

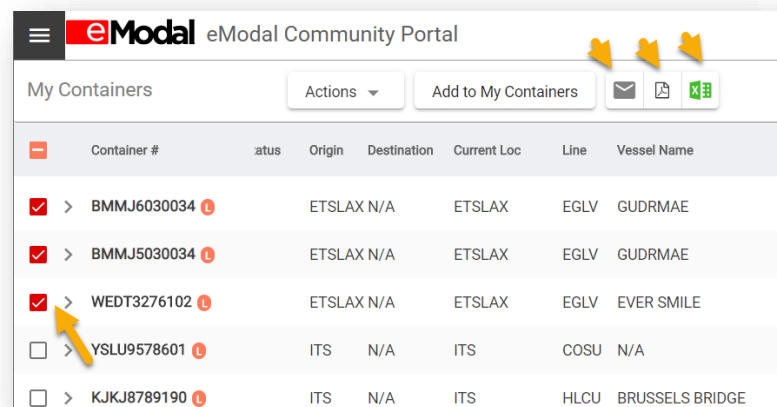
- Choose the Columns and specify the order of the Column in the **customized view**.
- Set up and save multiple customized view across Containers, Booking, Group Code, and Vessel Schedule.
- Designate a saved view as their default view.



Download Information

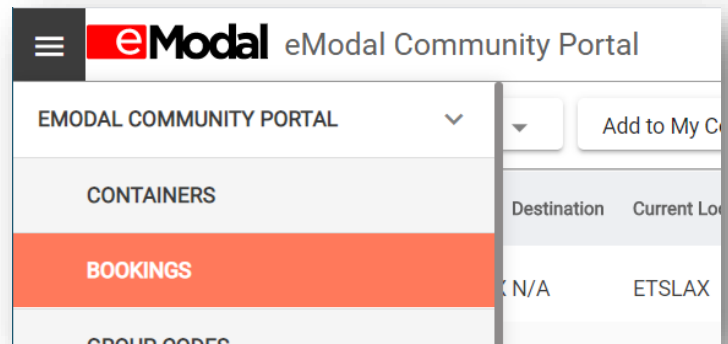
You are now able to download My Container(s) / Bookings/ Group Code / Vessel Schedule information in 3 different ways:

- eMail;
- PDF
- Export to Excel



Bookings Screen

The booking inquiry screen is now known as Bookings. Users will not see the Claim Booking option anymore. Claim Booking is now a part of the Export claim screen.



Bookings screen now have an additional column displayed as Lloyds#.

Booking #	Status	Line	Vessel	Voyage	Lloyds#	Last Updated
> TEGFH001	FOUND	ONE	N/A	075W	9463279	10/07/2020 15:26
> TEGFZ010	FOUND	ONE	N/A	075W	9463279	09/28/2020 15:26

Booking information is displayed as Booking info and Equipment by clicking the expand icon next to Booking #.

Size Type	Hazmat	Booked	Issued	Received
40RH	NO	40	N/A	1
Total		40	N/A	1

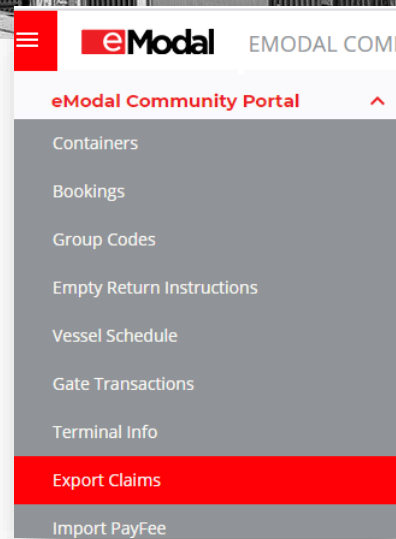
Booking information will display Fees due and Fees paid columns by clicking on the Equipment number. Users will be able to view/pay fees for the Export container attached to booking by clicking on the orange (i) icon and then the Pay now button.

Container #	Status	Prgate#	Size Type	Current Loc	Origin	Dest	Line	Fee Due	Fee Paid	Haz	Reefer	OD Last Updated
FCCD3321180	GATE IN	N/A	40RH	TRPOAK	N/A	TRPOAK ONEY		\$500.00	\$0.00	NO	NO	NO 10/07/2020 14:59
FCCD3021180	GATE IN	N/A	40RH	TRPOAK	N/A	TRPOAK ONEY		\$0.00	\$300.00	NO	NO	NO 10/07/2020 14:59
FCCD3121180	GATE IN	N/A	40RH	TRPOAK	N/A	TRPOAK ONEY		\$0.00	\$200.00	NO	NO	NO 10/07/2020 14:59
BCVR2255889	GATE IN	N/A	40RH	TRPOAK	N/A	TRPOAK ONEY		\$0.00	\$500.00	NO	NO	NO 10/07/2020 14:59
BCVR3021180	GATE IN	N/A	40RH	TRPOAK	N/A	TRPOAK ONEY		\$0.00	\$300.00	NO	NO	NO 10/07/2020 14:59
BCVR3121180	GATE IN	N/A	40RH	TRPOAK	N/A	TRPOAK ONEY		\$200.00	\$0.00	NO	NO	NO 10/07/2020 14:59

Export Claims

Export Claims is a new screen which allows user to Claim the booking.

You will now add the booking in the **Export claim** and click on the Claim Booking button to claim the booking.



Export claims have columns defined as Booking, Status, Claimed By, Terminal, Line, Vessel, Voyage, Date added, and option to remove the booking.

Booking	Status	Claimed By	Terminal	Line	Vessel	Voyage	Date Added	Remove
TEGFH001	RELEASED	XXXXXXXX	TRPOAK	ONE	9463279	075W	09 Oct 2020 08:10	
041761972	FOUND		ETSTIW	EGL	9300439	0019-086W	07 Jul 2020 12:35	
041762002	FOUND		ETSTIW	EGL	9300439	0019-086W	06 Jul 2020 19:29	

Booking	Status	Claimed By
TEGFH001	RELEASED	XXXXXXXX
041761972	FOUND	
041762002	FOUND	
2640329070	FOUND	
2640329070	FOUND	
041588302	FOUND	
8021661200	FOUND	
8021661200	FOUND	
ZIMUSEA900942	FOUND	

Claim Export Booking

Select Terminal: [Dropdown]
Select Company: [Dropdown]
Enter Booking Number(s): [Text Field]

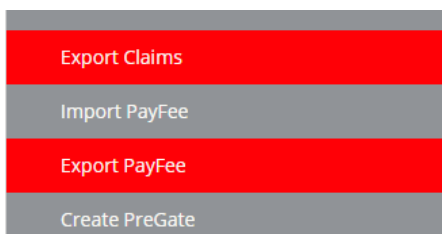
One item added per entered booking number

Select file to upload:
[Choose File] No file chosen
First row must contain column headers (e.g. BookingNumber)
[Download Template]

DISCLAIMER
By claiming this booking you will be responsible for any fees associated. Payment terms are pursuant to the eModal Site Terms and your guarantee account agreement.

[Save] [Cancel]

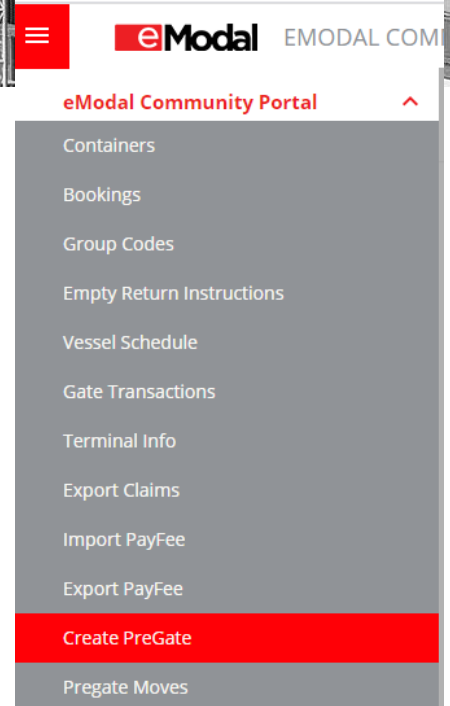
Once the booking is claimed, the you will go to **Export Payfee** and will be able to see Claimed fees due automatically displayed.



Company Name	Line	Booking	Container	Fees	Date By	Amount	Add to Cart
Western Logistics	ONE	UTMF4090	USAT272180	Export Gate Fee	2020-07-16	300.00	
Western Logistics	ONE	UTMF4090	USAT302180	Export Gate Fee	2020-07-16	300.00	
Western Logistics	ONE	UTMF4090	USAT302180	Export Gate Fee	2020-07-16	200.00	
Western Logistics	ONE	UTMF4090	USAT302180	Export Gate Fee	2020-07-16	500.00	
Western Logistics	ONE	UTMF4090	USAT502180	Export Gate Fee	2020-07-16	200.00	

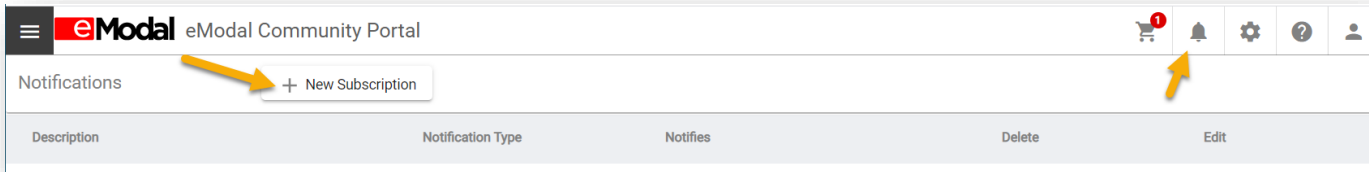
Create Pregate

Enhancement to the ECP menu to allow the user community to directly navigate to a new sub-menu item "Create PreGate" under the eModal Community Portal Menu, to create appointments.



Notifications and Subscriptions

New and Enhanced Notifications option for the user. Click on the bell icon on the top right side, next to the settings icon.



You can now subscribe to notifications by clicking on the New Subscription button. It has the option for a user to select the Category, Notification type, enter description name, and enter the email address of the person they want the notifications to be sent to.

- The Category column includes – Container, Booking, Group Code.
- Notification Type includes – Reservation Created, Reservation Change Status, and Reservation Cancelled.
- Users can select Deliver to other emails and enter the email address of the other user.
- Users can also add another Rule and select different values for the Column.

A screenshot of the 'New Subscription' form. The form is titled 'New Subscription' and has a close button (X) in the top right corner. It contains the following fields:

- Category (dropdown menu)
- Notification type (dropdown menu)
- Description (text input field)
- Deliver to (dropdown menu, currently set to 'Me')
- Email Address (text input field with a search icon, containing 'test@adventintermodal.com')
- Rules section with a '+ Add New Rule' button

At the bottom right, there are 'Cancel' and 'SUBMIT' buttons.